


Single Shaft Shredder

Designed for processing plastic waste for reclamation and recycling, large extruder purgings, large reject parts, trim scraps, baled or loose film, synthetic fiber, wood processing scrap, medical waste, cardboard, paper and carpet.



"U" rotor - The industry's most successful cutting rotor design




Precision 4-sided cutting inserts are rotated to offer longer cutting life and are easily accessed for fast replacement.



"U" machine design for wood grinding, light plastics and light waste applications. "K" model is made for demanding plastic, wood, paper and waste applications.



Hinged cover provides protection to ram drive cylinders and allows easy access for routine cleaning.

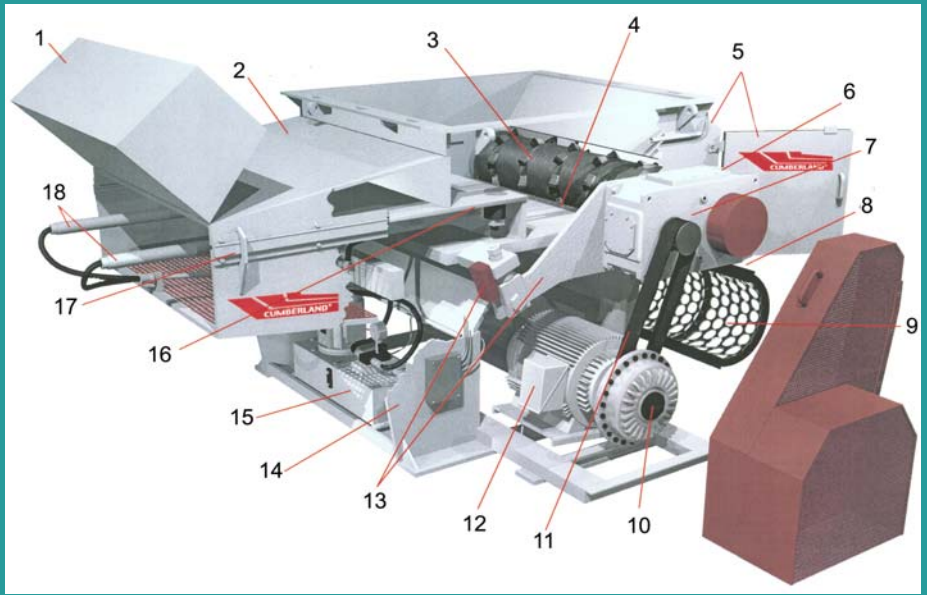


Features

- *Low speed / high torque design*
- *Touch pad monitoring and control*
- *Easy accessibility*
- *Tramp metal protection*
- *Low RPM / Low noise*
- *Large infeed hopper*
- *Severe duty construction*
- *4-way, indexable cutting inserts*
- *High output "torsion point" cutting rotor*
- *Precision hydraulic "process ram"*
- *ISO 9001 manufactured*
- *Rugged hydraulics*
- *Stress-free frame*
- *Lifetime Limited Warranty on cutting rotor*
- *Oversized drivetrain*
- *Heavy outboard spherical roller bearings*
- *Fluid "TurboCoupling"*
- *PLC control panel*
- *0.015" knife gap*
- *Easy access screen*

Single Shaft Shredder

- 1 Hinged cover provides protection to ram drive cylinders and allows easy access for cleaning.
- 2 Heavy shelf over ram cavity to protect against impact with heavy parts.
- 3 Cutting rotor is engineered for durability and carries a Limited Lifetime Warranty. Cutting inserts are precision fit for easy maintenance.
- 4 Anvil has a replaceable counterknife plate with close tolerance profile.
- 5 Hinged clean-out access doors with safety switches to access screen and cutting rotor for maintenance.
- 6 High quality, double row, self-aligning spherical outboard mounted roller bearings to prevent contamination.
- 7 Oversized reduction gearbox rated to crush rock.
- 8 Flanged discharge to accommodate assortment of pneumatic and mechanical conveyance systems.
- 9 Sizing screens from 3/8 to 3" add economical production of consistent particles in one pass.
- 10 Fluid coupling absorbs micro vibrations and converts torque under load.
- 11 Banded belt drive provides positive transmission and protection of drive train.
- 12 High quality, energy efficient drive motors with thermocouple interlocks.
- 13 Torque arm with disc springs to shock absorb gearbox. Equipped with shut down switch to limit damage from tramp metal.
- 14 Heavy side walls, braces and reinforcements.
- 15 Heavy duty hydraulic pump package reacts quick to high shock loads. Hydraulic system includes a two-stage pump, oversized cooling capacity and large reservoir.
- 16 Process ram provides precision feed of material to cutting rotor. Ram quickly adjusts to different load variables to maximize processing efficiency.
- 17 Quick change oversized ram guide rails.
- 18 Heavy dual cushioned hydraulic cylinders to advance process ram. Cylinders are secured with reinforced, vibration dampening clamps.



| Chamber Size | Infeed Opening | Available HP | | | | | | | | | | | | | | |
|--------------|----------------|--------------|----|----|----|----|----|----|-----|-----|-----|-----|-----|-----|---|--|
| | | 20 | 25 | 30 | 40 | 50 | 60 | 75 | 100 | 125 | 150 | 200 | 225 | 250 | | |
| 24 | 24" x 14" | X | | | | | | | | | | | | | | |
| 32 | 32" x 40" | X | | X | | | | | | | | | | | | |
| 42 | 42" x 48" | | X | X | X | X | | | | | | | | | | |
| 52 | 52" x 68" | | | | X | X | X | X | X | X | | | | | | |
| 62 | 63" x 80" | | | | | | | X | X | X | | | | | | |
| 78 | 78" x 87" | | | | | | | | | | | X | X | | | |
| 98 | 98" x 120" | | | | | | | | | | | X | X | X | X | |

Options

- Optional control brands
- Quick disconnect and quick clean screens
- Application specific programming and control integration
- Multiple rotor configurations
- Special purpose screens
- Critical-duty drivetrain
- High speed ram
- Wear resistant cutting chamber
- Turn-key recycling and reclamation systems and material handling products installation



CORPORATE HEADQUARTERS

100 Roddy Avenue
South Attleboro, MA
02703-7951

TEL: (508) 399-6400
FAX: (508) 399-6653

www.cumberland-plastics.com

Daniels Industrial Estate
Bath Road, Stoud
Gloucestershire GL5 5AL
England
TEL: (44) 1453-768980
FAX: (44) 1453-768990

REGIONAL SERVICE CENTER (800) 299-2919

West Coast Service Center
780 Miliken Avenue, Suite C
Ontario, CA 91761
FAX: (909) 390-8143

Central Service Center
10606 Windmer
Lenexa, KS 66215
FAX: (913) 327-1969

East Coast Service Center
100 Roddy Avenue
South Attleboro, MA 02703
FAX: (508) 399-6306

ACS Tech Center
4100 Market Place
Flint, MI 48507
TEL: (810) 720-7300
FAX: (810) 720-2598